

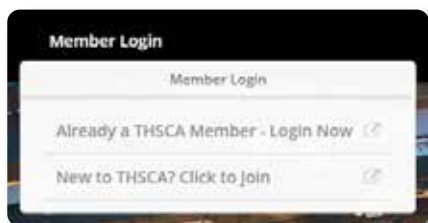
**THE ALL NEW THSCA MEMBERS PORTAL IS NOW ONLINE!  
PLEASE VISIT [WWW.THSCA.COM](http://WWW.THSCA.COM) AND CLICK ON**

## **MEMBER PORTAL**

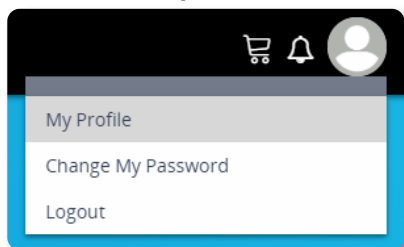
**AT THE TOP TO UPDATE YOUR THSCA PROFILE INFO,  
RENEW YOUR MEMBERSHIP FOR 2020-2021, AND  
REGISTER FOR COACHING SCHOOL.**

### **UPDATE YOUR MEMBER PROFILE:**

1. Select Member Login and choose the correct option:



2. The first time visiting the new portal you will be required to set up a new password, so select the **Forgot your Password?** option. **Your initial username will be the email address we have on file for your member account.**
3. The system will email a link/verification code for you to verify your account and set-up a new password. *(If you have any difficulty remembering the email address you used for account set-up, or you do not receive the verification email to reset your password, please call our THSCA office 512.392.3741 and we can assist you.)*
4. Click on the Round Grey User icon on the top right and select **“My Profile”**.



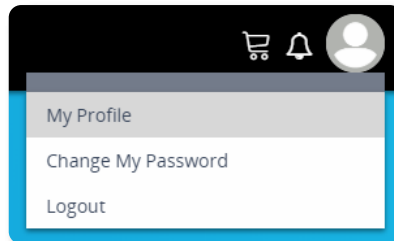
5. Select the pencil icon under “My Personal Information” to update your contact data.
6. Under “Communication Preferences” you can opt-in to receive **THSCA Updates & Reminders** via email throughout the year.

### **MEMBERSHIP & EVENT REGISTRATION:**

Unlike the old membership platform, the new member portal functions on a shopping cart experience. If you would like to pay for multiple things at once, (example: Membership, Coaching School Registration, Liability Insurance, etc.) you will add them all to your shopping cart before proceeding to check out.

#### **To Renew your Membership:**

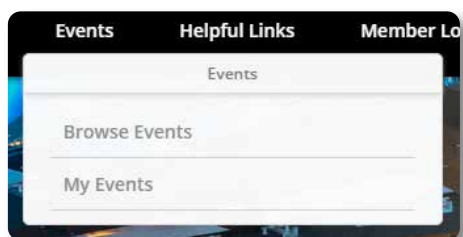
1. Click on the Round Grey User icon on the top right and select “My Profile”.



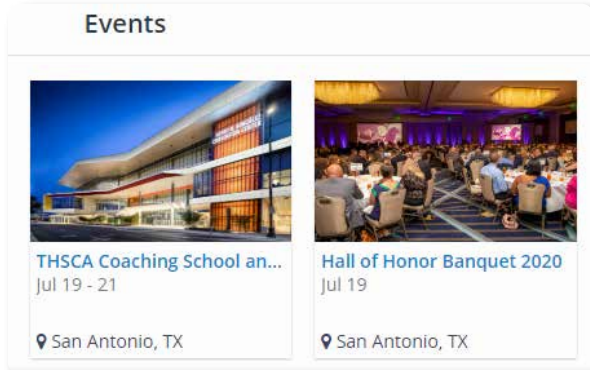
2. Click on the Membership tab, and you should find a Renew option at the bottom.
3. Select the appropriate membership type and hit the Next button to proceed.
4. Read the disclaimer information and check the box marked “Above Read.” Also please select an option on your Texas Coach magazine delivery preference. Then click Next.
5. Select any add-ons you would like, including a Political Action Committee Donation or Professional Liability Insurance. Then click Next.
6. You will be prompted with a summary of your selections. When you are satisfied with your selections, choose Add to Cart.

## To Register for Coaching School or purchase tickets to the Hall of Honor banquet:

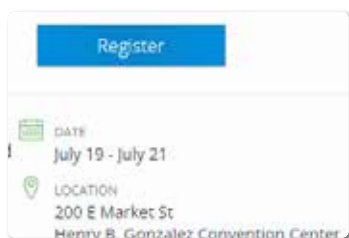
1. Click on the Events tab on the menu at the top and select Browse Events.



2. Select the event you would like to register for:



3. And look for the Register button on the top right.



4. Select the appropriate registration fee and hit the Next button to proceed.
5. Read the disclaimer information and check the box that you understand the terms of registration, then click Next.
6. Please select any sessions you may need attend at Coaching School to secure your seat. For this year the only two courses that will require session sign-up in advance to reserve a seat will be the ATAVUS Tackling Certification (for new football coaches) and Fundamentals of Coaching (for first time coaches in the state of Texas). Then click Next.
7. You will be prompted with a summary of your selections. When you are satisfied with your selections, choose Add to Cart.
8. Repeat this process if you need to purchase Hall of Honor banquet tickets as well.

## READY TO CHECKOUT?

1. Click on the shopping cart icon to view the summary of selected items to purchase.

2. When you are satisfied with the summary click, **CHECK OUT**.

3. You should be presented with **TWO OPTIONS**:

### » **PAY NOW**

If you choose to pay now upon completion of the transaction you should **IMMEDIATELY** receive an emailed, itemized receipt you can turn in to administration for reimbursement if necessary. You no longer have to wait until coaching school to pick up your receipt. If for any reason you do not receive the email, you can always log back into your Member Portal account and print it from your account history.

### » **PAY LATER**

If you choose to pay later the system will generate an itemized invoice for you to print and turn into your school to mail with a school check if necessary. **This is the most preferred method for group registration now.** If each coach will login to their member portal account to make sure their information is correct and create an invoice for themselves of what needs to be paid for... the school or district accounting department can mail the entire group of invoices with a single check for payment.

## **2020-2021**

### **COACHING SCHOOL REGISTRATION FEES**

#### **MEMBERSHIP FEES**

**PROFESSIONAL - \$70**

**AFFILIATE - \$70**

**RETIRED - \$70**

**STUDENT - \$30**

**PRE-REGISTRATION - \$60**  
*[Before July 1st]*

**LATE REGISTRATION - \$75**  
*[Online only 7/2-7/10]*

**ONSITE REGISTRATION - \$90**  
*[7/19 or 7/20 Only]*

#### **20-21 LIABILITY INSURANCE**

**PREMIUM - \$54**

#### **HALL OF HONOR**

**INDIVIDUAL TICKET - \$55**

**TABLE OF 8 - \$400**